

EN


COMETTO 
PROPELLED TO THE **MAX**

MSPE SELF-PROPELLED ELECTRONIC MODULES

40T/48T - EV02 60T/ EV03 70T

Powered by **FAYMONVILLE** 
GROUP

www.cometto.com



We are the leading full-range manufacturer of special vehicles for heavy load transport and special transport.

The semi-trailers, low-loaders, modular vehicles and self-propelled vehicles that we produce can be used to transport anything exceptionally heavy, long, wide or tall!

Our brand portfolio includes transport solutions from 15t to 15,000t ... and beyond.

The excellent facilities in a production space of 150,000m² form the foundation for qualitatively unique, high-tech products.





WE OFFER SOLUTIONS

We offer solutions for any transport challenge through experience, flexibility and knowledge. Know-how and expertise from the development to production, start to finish. Your requests are in good hands at Cometto!



TRADITION & VISION

As a family business we grew over six generations from a small forge to the industry leader. We consider our roots as the basis to an innovative and sustainable future.



ALWAYS & ANYWHERE

Our extensive service ensures you a worldwide presence, 24h a day and 7 days a week. The Faymonville Group offers the most sustainable and wide-ranging customer service of the industry.

HIGHEST QUALITY 100% IN-HOUSE

We trust our optimized production processes, modern technique and highly qualified employees. As the quality leader, we apply the highest standards to ourselves in order to guarantee the perfect quality of our products.





DRIVEN BY INNOVATION

We constantly pioneer the implementation of new technologies, researching and developing solutions in a fast changing world.

Through our know-how and with more than 60 years' experience we already provided products for the NASA Orbiter Space Shuttle as well as the ARIANE projects.

POWER YOUR PROJECTS



PRODUCT RANGE

The Cometto self-propelled electronic modular trailers (MSPE) provide a **complete system for heavy load transportation**.

The MSPE range features several families with different characteristics, dimensions and payloads, while maintaining core commonalities that allow **full interoperability** between the different product lines. This **unique system** offers a choice among two families and four categories, identified by greater capacities.

MSPE 40T



MSPE 48T



MSPE EV02 60T



MSPE EV03 70T





UNIQUE ON THE MARKET

+ THE HIGHEST PAYLOAD ON THE MARKET

Only Cometto offers up to 70t per axle line on its MSPE self-propelled electronic modules.

+ AIR FILLED TIRES AS STANDARD

Air as preferred media between ground and load.

+ THE REAL AND ONLY TUBELESS TIRES

Tubeless assembly allows the usage of the vehicle at full load and with important slopes without any limitation in distance! The highest payloads are achieved with tubeless tires* thanks to the unique concept and design of the special rim and tire combination.

*Standard for MSPE EV02 60T and MSPE EV03 70T with reinforced aeronautic tires / Optional available for MSPE 40T and MSPE 48T with industrial tires.

+ THE WIDEST RANGE

Cometto is the one and only manufacturer to have this wide range of self-propelled electronic modules in its portfolio.

+ MYRIADS OF COMBINATIONS

100% interoperability with existing products from the MSPE family.

+ THE BEST CORROSION PROTECTION ON THE MARKET

For long-term surface protection, the Faymonville Group relies on a fully coordinated and meticulously optimized surface treatment system. In addition to this, there is MAXProtect+, which is by far the best protection currently available in the industry.

+ THE RIGHT CHOICE OF ACCESSORIES

The product line is completed with a full range of accessories available for every challenge.

+ SAFETY, AVAILABILITY AND EFFICIENCY

User-friendly operation and programming: Continuous software updates are available and easy to install by the customer himself. High performance level and redundant hardware.





INFINITE POTENTIAL & ALTERNATIVES




VEHICLE COMBINATIONS

Cometto MSPE series offers **all necessary vehicle combinations** and **100% interoperability** with existing products from the MSPE family.

Possibility to combine 40t, 48t, 60t or 70t vehicles, in 2430mm or 3000mm width version and with with 3, 4, 5 or 6 modular axle lines.



Split-modules



Open combinations



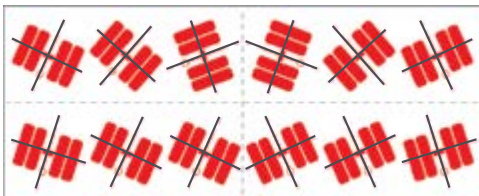


PRECISE STEERING TECHNOLOGY

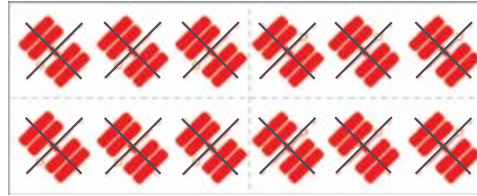
As a result, the electronic steering guarantees maximum maneuverability and precision through a $+135^\circ / -135^\circ$ steering angle.

By applying its unique remote control, the high performance steering and a perfect synchronization is still ensured even if different MSPE families are mixed in the same convoy.

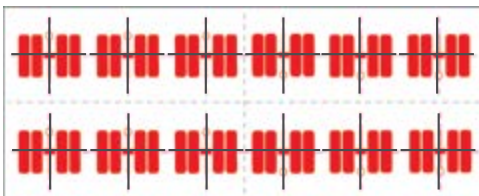
NORMAL DRIVE



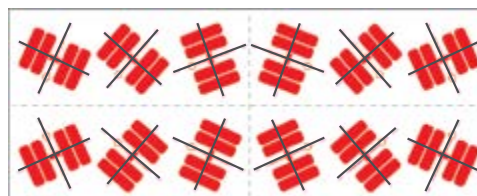
DIAGONAL DRIVE



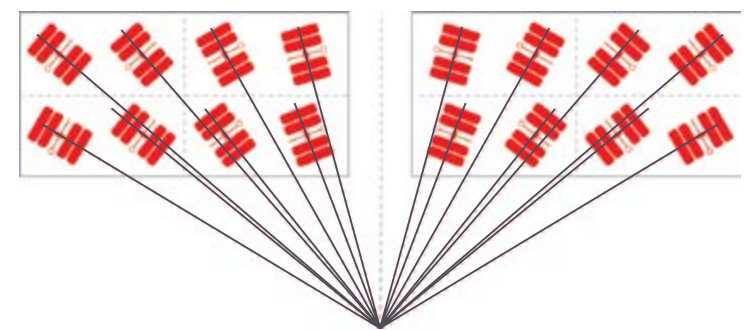
LATERAL DRIVE



CIRCULAR DRIVE (CAROUSEL)




MULTI-DIRECTIONAL STEERING CONFIGURATIONS



**MSPE 40T
MSPE 48T**

THE ALLROUNDER SOLUTION

A very flexible system which allows to get many different platform configurations, suitable for all types of special transport.

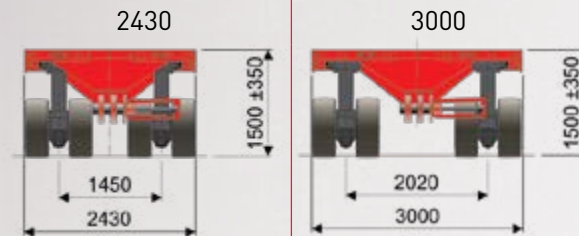




+ Robust and versatile.
Ready for any heavy duty task.

+ Width up to 3m provides the highest stability on the market.

MSPE 40T

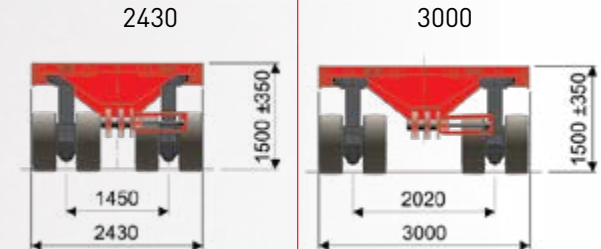


1500+/-350mm

355/65-15 24Pr AIR INFLATED

40t

MSPE 48T



1500+/-350mm

355/65-15 32Pr AIR INFLATED

48t

A PACKAGE FULL OF ADVANTAGES

COMBINED WITH THE WORLD'S MOST FAMOUS COMPONENTS

+ STRUCTURE

Strongest and most rigid chassis designed for the heaviest loads and used for all versions, from 70t down to 40t. Suspension based on compass hydraulic type with an important stroke of 700mm.

+ A STATE OF THE ART HYDRAULIC SYSTEM

The hydraulic system is equipped with high accurate safety valves acting independently and automatically in case of pipe damage, for both rigid and flexible pipes.

+ TIRES AND RIMS

Air inflated tires
Optional: tubeless or tire fill if requested

+ DRIVE AND BRAKING SYSTEM

Hydrostatic drive system and drum brakes.


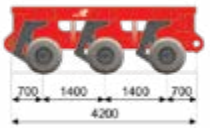
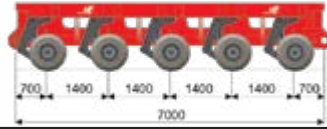
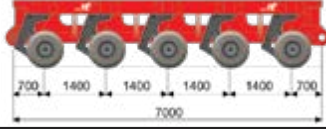


+ STEERING

Electronically steered rotating slew drives are operated by a sophisticated hydraulic motor. This system is based on the strongest epicycloid drive boxes and worm screws.



MSPE 40T/48T

AT A GLANCE

3 AXLE LINES						
MODEL		3/2/2,43 (40T)	3/2/3,00 (40T)		3/2/2,43 (48T)	3/2/3,00 (48T)
PLATFORM DIMENSIONS		4200x2430mm	4200x3000mm		4200x2430mm	4200x3000mm
SUSPENSIONS		6			6	
GROSS WEIGHT		120t			144t	
DEAD WEIGHT		12,7t	14,5t		13,3t	15,1t
PAYLOAD		107,3t	105,5t		130,7t	128,9t
4 AXLE LINES						
MODEL		4/2/2,43 (40T)	4/4/3,00 (40T)		4/2/2,43 (48T)	4/4/3,00 (48T)
PLATFORM DIMENSIONS		5600x2430mm	5600x3000mm		5600x2430mm	5600x3000mm
SUSPENSIONS		8			8	
GROSS WEIGHT		160t			192t	
DEAD WEIGHT		16,5t	18t		17,3t	18,8t
PAYLOAD		143,5t	142t		174,7t	173,2t
5 AXLE LINES						
MODEL		5/4/2,43 (40T)	5/4/3,00 (40T)		5/4/2,43 (48T)	5/4/3,00 (48T)
PLATFORM DIMENSIONS		7000x2430mm	7000x3000mm		7000x2430mm	7000x3000mm
SUSPENSIONS		10			10	
GROSS WEIGHT		200t			240t	
DEAD WEIGHT		20t	21,5t		21t	22,5t
PAYLOAD		180t	178,5t		219t	217,5t
6 AXLE LINES						
MODEL		6/4/2,43 (40T)	6/4/3,00 (40T)		6/4/2,43 (48T)	6/4/3,00 (48T)
PLATFORM DIMENSIONS		8400x2430mm	8400x3000mm		8400x2430mm	8400x3000mm
SUSPENSIONS		12			12	
GROSS WEIGHT		240t			288t	
DEAD WEIGHT		24t	25,5t		25,2t	26,7t
PAYLOAD		216t	214,5t		262,8t	261,3t

Technical features at 0,5km/h

Technical features at 0,5km/h






MSPE EV02 60T
MSPE EV03 70T

THE GROUND IS THE LIMIT

Possibility to move important heavy loads in small areas in every direction, with 60t or 70t per axle line.

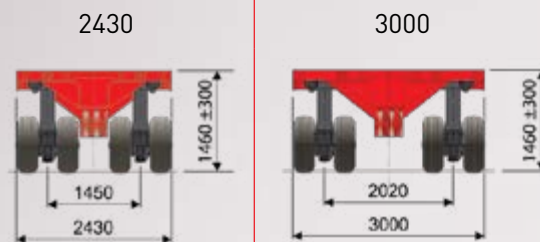




+ MSPE EVO series with its 60t and 70t per axle line has the biggest payload on the market.

+ Thanks to suspension and tubeless tire design, it is possible to drive long distances, steep slopes under full payload capacity and this without damaging the ground.

MSPE EVO2 60T

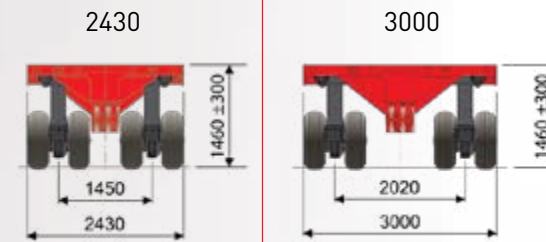


1460+/-300mm

33,5x11,25-15 26Pr TUBELESS

60t

MSPE EVO3 70T



1460+/-300mm

33,5x11,25-15 26Pr TUBELESS

70t

A PACKAGE FULL OF ADVANTAGES

COMBINED WITH THE WORLD'S MOST FAMOUS COMPONENTS

+ STRUCTURE

Strongest and most rigid chassis designed for the heaviest loads and used for all versions up to 70t.
The patented Dual Link equipped with double reaction links provides maximum possible ground clearance.
This design allows more payload (+40%) compared to the compass solution and minimizing horizontal displacement of the load, still granting the same working pressure in the lifting system (320bar/4630psi at full load).

+ HYDRAULIC DOUBLE EFFECT LIFTING CYLINDER

The patented Hydraulic Advanced System enables synchronized lifting pressure and ground loads when different MSPE families are mixed in the same convoy and allows hydraulic lifting of each single suspension.

+ TIRES AND RIMS

Tubeless air inflated tires.
Aramid fibers (Kevlar®) reinforcement.
30% more adherence thanks to the use of aeronautical tires.

+ DRIVE AND BRAKING SYSTEM

Hydrostatic drive system.
Wet oil bath disk brakes.
Special electronic control of hydraulic drive motors allows all motors to start precisely at the same time and inching movements down to 5mm/s.

+ STEERING

Electronic steered rotating slew drives are operated by two sophisticated hydraulic motors. This system is based on the strongest epicycloid drive boxes and worm screws.



MSPE EVO2 60T/EVO3 70T

AT A GLANCE

3 AXLE LINES						
MODEL		3/2/2,43 EVO2 (60T)	3/2/3,00 EVO2 (60T)		3/2/2,43 EVO3 (70T)	3/2/3,00 EVO3 (70T)
PLATFORM DIMENSIONS		4200x2430mm	4200x3000mm		4200x2430mm	4200x3000mm
SUSPENSIONS		6			6	
GROSS WEIGHT		180t			210t	
DEAD WEIGHT		15,2t	16,7t		15,5t	17,3t
PAYLOAD		164,8t	163,3t		194,5t	192,7t
4 AXLE LINES						
MODEL		4/4/2,43 EVO2 (60T)	4/4/3,00 EVO2 (60T)		4/4/2,43 EVO3 (70T)	4/4/3,00 EVO3 (70T)
PLATFORM DIMENSIONS		5600x2430mm	5600x3000mm		5600x2430mm	5600x3000mm
SUSPENSIONS		8			8	
GROSS WEIGHT		240t			280t	
DEAD WEIGHT		19,1t	20,6t		19,5t	21t
PAYLOAD		220,9t	219,4t		260,5t	259t
5 AXLE LINES						
MODEL		5/4/2,43 EVO2 (60T)	5/4/3,00 EVO2 (60T)		5/4/2,43 EVO3 (70T)	5/4/3,00 EVO3 (70T)
PLATFORM DIMENSIONS		7000x2430mm	7000x3000mm		7000x2430mm	7000x3000mm
SUSPENSIONS		10			10	
GROSS WEIGHT		300t			350t	
DEAD WEIGHT		23,5t	25t		24t	25,5t
PAYLOAD		276,5t	275t		326t	324,5t
6 AXLE LINES						
MODEL		6/4/2,43 EVO2 (60T)	6/4/3,00 EVO2 (60T)		6/4/2,43 EVO3 (70T)	6/4/3,00 EVO3 (70T)
PLATFORM DIMENSIONS		8400x2430mm	8400x3000mm		8400x2430mm	8400x3000mm
SUSPENSIONS		12			12	
GROSS WEIGHT		360t			420t	
DEAD WEIGHT		27,5t	29t		28,1t	29,6t
PAYLOAD		332,5t	331t		391,9t	390,4t

Technical features at 1km/h

Technical features at 1km/h





ALWAYS AHEAD!

High-performance Power Pack Units



AXLE LINES (MAX)	48	24	12
	LARGE	MEDIUM	SMALL
DIMENSIONS (LxWxH)	4600x2430x1100mm	4100x2430x1100mm	2900x2430x1100mm
DEAD WEIGHT	7800t	6400t	4700t
PERFORMANCE	368kW	202kW	129kW
EMISSION STANDARD	Stage IV/V, Tier 4f	Stage IV/V, Tier 4f	Stage IV/V, Tier 4f
BRAND	Scania	Scania	Mercedes
PERFORMANCE	331kW	202kW	110kW
EMISSION STANDARD	Stage IIIA, Tier 3	Stage IIIA, Tier 3	Stage IIIA, Tier 3
BRAND	Scania	Scania	Mercedes



+ MAXIMUM FLEXIBILITY

The widest range of Power Pack Units assures maximum flexibility and always meets the future emission standards.

+ SMOOTH RUNNING IN THE TOUGHEST CONDITIONS

All Power Pack Units have been designed and tested under the hardest conditions. They represent the cutting edge of technology and offer the highest performance and efficiency either in cold arctic conditions or in the dry desert heat.

+ FULL CONTROL

The advanced electronic system installed on the Power Pack Units controls all the functions. The software continuously checks all the parameters and displays the information related to the different functions of the diesel engine, pumps, brakes, steering system, lifting system and stability conditions on a 10.4" monitor.





A WIDE RANGE OF ACCESSORIES & COMPONENTS

Obtain the **best possible configuration** for any type of load and **maximize** the unique features of the MSPE series.

SOFTWARE AND ELECTRONICS


CMS: Cometto Management Software

The Cometto Management Software (CMS) controls all the functions needed to handle different projects.

The CMS is equipped with a range of pre-set solutions to maximize the efficiency and flexibility.

COSMO: Cometto Software for modular trailers

Enter the characteristics of the load and choose the vehicles in your configuration and COSMO will automatically analyze the transport configuration.



REMOTE CONTROL

Compact radio remote control of only 4kg.

1. Transport management for convoy and multi-convoy

A complete transport system can be configured based on any number of convoys, whether hydraulically connected or not, with different dimensions and number of axles. COSMO can simulate the convoy in 3D pattern and vehicles can be moved with simple drag&drop commands. This new section guides the user through the configuration of complex transport systems to study the most complicated load configuration.

2. Calculation and display of bending moment graphs

COSMO performs the stability analysis of any vehicle or convoy and displays graphically the bending moment, displacement and shear stress to improve the analysis of flexion.

Real time monitoring of convoy deformation is possible. The support required for the convoy can be defined in advance thus maximizing the travel of the suspension during transport. The flexion and cut of the frame are displayed on the same screen.

COSMO can create full reports to display every result of a simulation.




OPTIONAL ACCESSORIES

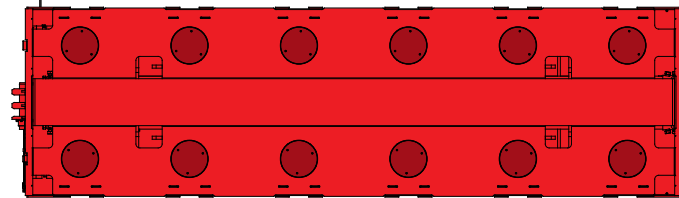
TO COMPLETE THE WORKING FIELD

Additional features can be added to the MSPE modular axle lines

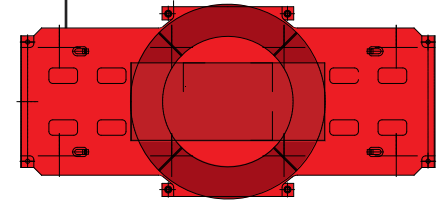
FIX SPACER



LOADABLE SPACER



BOLSTER



NIGHT LIGHT KIT



CABINS




+ ADDITIONAL TOOLING

- Telescopic spacer
- Tilting device
- Driver's platforms with and without seat
- Load distributor
- Media support
- Power Pack Unit side support

TELEMAKHOS

REMOTE DIAGNOSTIC SYSTEM



- ⊕ **Satellite-based communication**
- ⊕ **Making transports more productive and profitable**

Cometto is a leader in EMS technology and offers an innovative open platform for global remote assistance, available in any part of the world. TELEMAKHOS enables monitoring vehicles, receiving assistance from Cometto technical service as well as the transmission of software updates. The system can be connected to the remote backup system via land line (ADSL), satellite phone or mobile connection (3G/4G).

HIGHEST PERFORMANCE EVER!

THE STRONGEST BLADELIFTER ON THE MARKET

+ HIGHEST STABILITY & MAXIMUM SAFETY

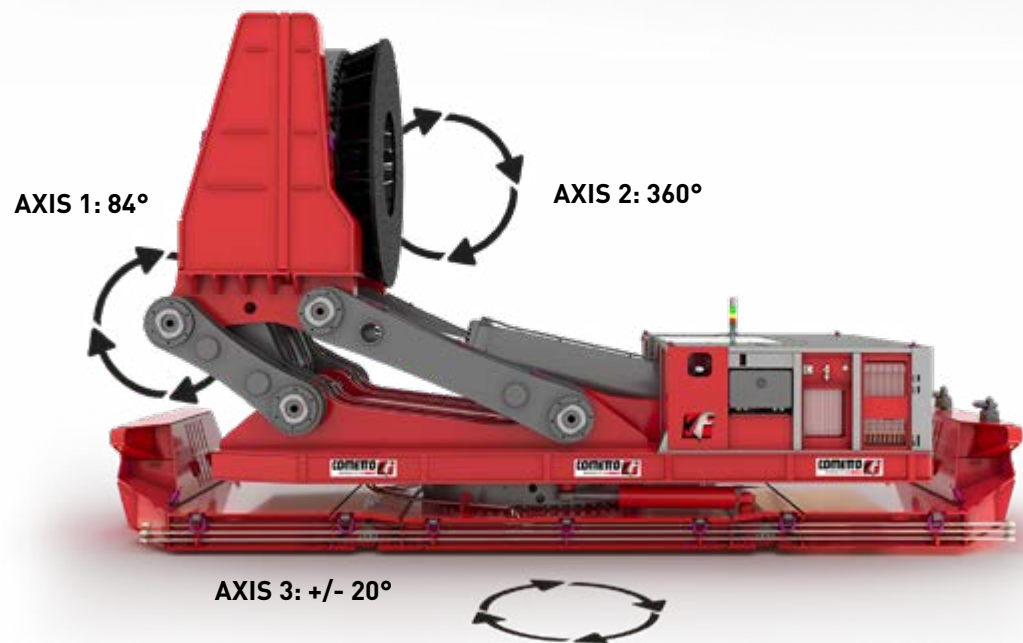
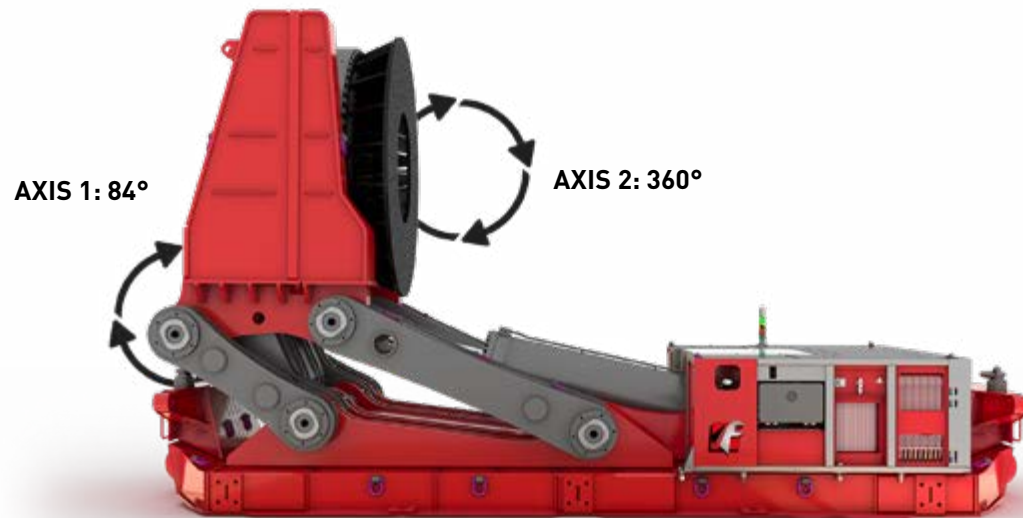
Patented Roto-Translation and Patented SCS - Stability Control System: The highest available stability on the market without additional movable balast. The safest one on the market.

+ FLEXIBLE OPERATION SYSTEM

Operation with modular selfpropelled vehicles and modular trailers: Fixation between headers or on top of the vehicle.



COMBINATION WITH MODULAR SELFPROPELLED VEHICLE



2 AXIS STANDARD VERSION

MAX. ADMITTED BLADE TORQUE	6.500 kNm (650mT)
MAX. LIFTING ANGLE - AXIS 1	84°
MAX. ROTATION ON BLADE - AXIS 2	360°
TARE WEIGHT WITHOUT ROOT INTERFACE	40t
MAX. HEIGHT - AXIS 1 = 0°	4.050mm
MIN. HEIGHT WITHOUT BLADEADAPTER AXIS 1 = 84°	2.920mm
LENGTH	7.200mm
WIDTH	2.990mm

3 AXIS SPECIAL VERSION

MAX. ADMITTED BLADE TORQUE - AXIS 3 = 0°	6.500 kNm (650mT)
MAX. ADMITTED BLADE TORQUE - AXIS 3 > 0°	3.500 kNm (350mT)
MAX. LIFTING ANGLE - AXIS 1	84°
MAX. ROTATION ON BLADE - AXIS 2	360°
MAX. SIDE ROTATION - AXIS 3	+/- 20°
TARE WEIGHT WITHOUT ROOT INTERFACE	55t
MAX. HEIGHT - AXIS 1 = 0°	4.480mm
MIN. HEIGHT WITHOUT BLADEADAPTER AXIS 1 = 84°	3.550mm
LENGTH	7.800mm
WIDTH	2.990mm

SYNCBOX

THE CONNECTION POSSIBILITY
BETWEEN SELF-PROPELLED
TRAILERS

THE SYNCBOX BY COMETTO: THE ALTERNATIVE

Allows you to connect self-propelled **modular trailers type Comet-
to MSPE 40T, 48T, EVO2 60T and/or EVO3 70T with self-propelled
vehicles from competitors!**

With the SyncBox as an electronic intermediate point, the vehicles
can be used together. Whether coupled or in an open combination:
the combination will be controlled
with one radio remote control!

Discover the
SyncBox in action







5902

KOMET

CC GROUPS
CAYON

www.groupscayon.fr

51

Magasin National UTO



COMETTO RENTAL SOLUTIONS

Are you looking to extend your existing range of vehicles in the self-propelled vehicle sector? We have the solution!

Cometto Rental is your ideal partner for the worldwide hiring of self-propelled, electronically steered MSPE modules from Cometto!

The strategic choice for every need. At Cometto Rental the decision-making revolves around the customer. We answer every enquiry in a very short time with the right solution.





KONECRANES



Driver training **Resolutely customer-oriented**

We provide a tailor-made driver training relating to your particular vehicle. Practical and theoretical! The drivers can take possession of their documents and user manuals in their respective languages. Self-explanatory and educational visual material can also be delivered. A complete support package to familiarize the drivers with the new vehicle.



Spare Parts **Direct and quick!**

The modular structure of the Cometto vehicles results in a very high proportion of common parts. This increases the quality of the construction and is advantageous for the customer when ordering spare and wearing parts. It guarantees maximum interchangeability and decreases material expenditure. All the parts secure the maximum performances and service life of your Cometto vehicle.



Service **24 hours a day**

Our service hotline +39 0171 263330 guarantees practical and efficient assistance around the clock. The customer is king! Our experts are always available to help whenever you need assistance. Technical support can be given by our intern technicians or by local service partners. Efficient help for you, we care about you!

www.cometto.com



COMETTO S.P.A.

Via Cuneo 20
12011 Borgo San Dalmazzo
Italy
T: +39 0171 263 300
cometto@cometto.com

Powered by **FAYMONVILLE**
GROUP 

